

# T O S S " U P



## NEWSLETTER

JUNE 1991

T.O.S.S. P.O. BOX 1955

THOUSAND OAKS, CA. 91360

A.M.A. CHARTERED CLUB #1493

EDITOR: CHUCK GRISWOLD 1646 LA JOLLA DR THOUSAND OAKS, CA. 91362

### President:

Edgar Weisman  
752 Camino Valles  
Thousand Oaks, Ca. 91360  
(805) 498-8878

### Vice President:

Bob Swet  
2600 Ponderosa Dr. # 15  
Camarillo, CA 93010  
(805) 388 9619

### Secretary:

Mike Leal  
844 Charles St.  
Moorpark, CA 93021  
(805) 529 7535

### Treasurer:

Chuck Griswold  
1646 La Jolla Dr.  
Thousand Oaks, Ca. 91362  
(805) 495 1409


### Club Winches:

Art McNamee	(818) 362-2822
Mike Leal	(805) 529-7535
Myles Moran	(818) 882-4687

Code-A-Phone: (805) 497-6367

Next Contest:	July 13th 1991
C/D:	Terry Koplan
Place	Paramount Ranch

Next Meeting:	June 26th 1991
Place:	CAMERON HOUSE
	Map in this issue
Time	7:30 p.m.



**Contest Directors—  
Treasurers — Edi-  
tors— Report**

Since June was my month to call the shots, I called a 30 min add em up, no max time and a 100 pt. in / out landing. It scared a few but after the first couple of launches, people were anxious to launch and get it over with. Almost everyone got their time and except the few that burnt the inside of their mouths, only a few had trouble with their landings - yes, Martha I stalled out about 70 feet short. Ben Matsumoto's glider was sucked into the clouds and Mike Ratner offered

all the encouragement that was needed. "Well Ben, looks like you shot yourself in the foot again" Thanks Mike.

The Treasury  
Checking Acc ball. \$614.06

*Later Chuck*

**MINUTES OF LAST MEETING**

**OLD BUSINESS:**

- 1) NONE

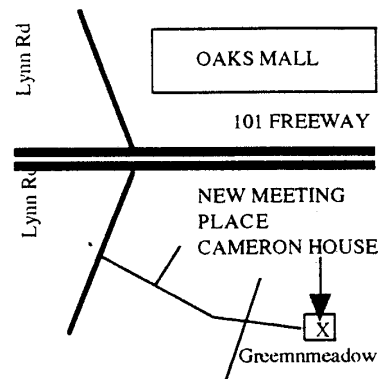
**NEW BUSINESS:**

- 1) It was suggested that for next year, instead of buying a new winch or retriever, we should purchase some heavy duty high starts and distribute those throughout the club.
- 2) We should obtain a club banner. ie. find our old one or purchase a new one. To be used as an "advertisement" when we are flying.

**C/D's For the Year.**

Jan (Sat)	Ralph Morgan
Feb (Sun)	Edgar Weisman
Mar (Sat)	Mike Leat
Apr (Sun)	Myles Moran
May (Sat)	Bob Goldsmith
Jun (Sun)	Chuck Griswold
Jul (Sat)	Terry Koplan
Aug (Sun)	Bob Swet
Sept (Sun)	Art Mc Namee
Oct (Sat)	Mike Regan
Nov (Sun)	Eric Hendrickson
Dec (Sat)	Rich Hartman

This is the new meeting place. It's right across the freeway from the old meeting place. From Lynn Rd. turn left on Greenmeadow go to the end. You can't go any farther. Look for signs indicating the Camneron House.





- 3) For the 1991 Christmas Party we should rent a Banquet room. Members to pay for the meal, Club to pay for the door prizes.
- 4) I.D. badges were not available due to Edgar could not make it to the meeting.
- 5) Two new members signed up. WELCOME ABOARD Bob Sutton and Jim Boynton.
- 6) Congratulations to Bob G. on becoming another "full time" flyer.
- 7) Edgar Weisman stated that if he could not reserve the parking lot at Paramount Ranch, he would re-schedule or cancel the July contest.
- 8) The people from the National Park Service are requesting that we hold another 'Delta Cub' contest. There were enough people at the meeting promising to help, it is now the matter of working out the details.

**ATTENDANCE:**

POOR!! How do we get more people to come? We would like to hear your suggestions.

WHAT'S NEW ?

1) We are checking out a slope sight up in Carpenteria. Faces due West. Uncontrolled sight with another uncontrolled flying sight within eyeball distance (frequency clashes are possible). Large landing area of packed dirt and sharp stones. Lift varies from light to moderate. We have successfully flown 7 oz/sq ft to 14 oz/sq ft. At times, it can be very difficult to keep the light ones up. For more information, call Larry Jiminez.

2) There are a number of members attempting for new LSF ratings. Good Luck! We have been using the above slope sight for the 15 minute Level I requirement. The sight could be use for the 1 hour flight (Level II) with a little luck. For those who are trying to get their Thermal Flights and/or landings, remember Redwood School the first Sunday of every month.

Bob



# SOARING UNION OF LOS ANGELES



## ANNOUNCES IT'S SC/2 R/C SOARING CONTEST

DATE: SUNDAY, JUNE 30, 1991, 9:00 A.M. PILOTS MEETING  
 C/D: JIM BARNHART (213) 421-3583  
 SULA PRESS: DAVE RICHARDS (213) 634-7775  
 LOCATION: CALIFORNIA STATE UNIVERSITY DOMINGUEZ HILLS,  
 CARSON, CA.

\*\*\*\*\*  
 EVENTS: THREE ROUNDS PRECISION DURATION. MUST FLY ONE OF EACH TYPE.

- 3 MIN. SCORED 700 / FLIGHT 300 LANDING POINTS
- 5 MIN. SCORED 800 / FLIGHT 200 LANDING POINTS
- 7 MIN. SCORED 900 / FLIGHT 100 LANDING POINTS

LANDINGS: 50 FOOT DIAMETER CIRCLES  
 SURFACE - DIRT AND SCRUB GRASS  
 WINCHES: 12 VOLT WINCHES WITH RETRIEVERS  
 APPX. 900 FEET TO TURN AROUND

A.M.A. SANCTIONED \$ 6.00 ENTRY FEE 1991 RADIO RULES APPLY

JUNE 30, 1991 SULA FIELD

HOT DOGS & SODAS AVAILABLE ON THE FIELD.

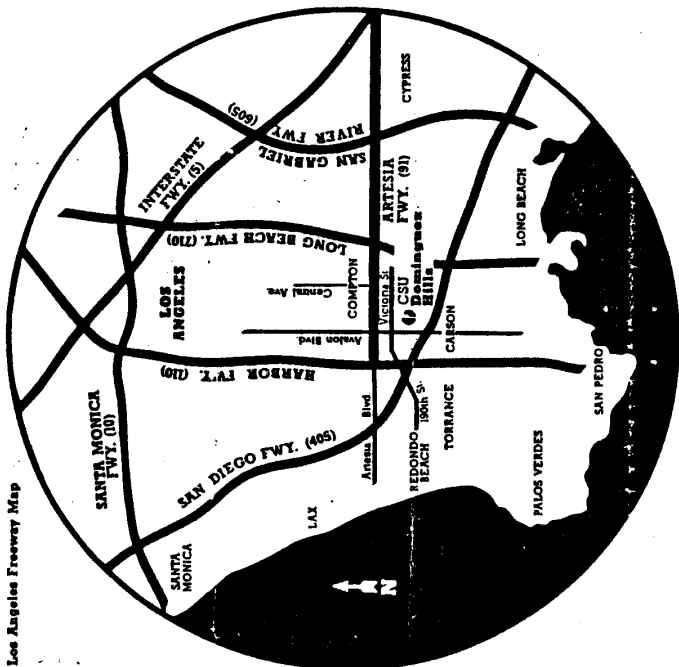
MAP ON BACK!!!



California State University  
 Dominguez Hills

1000 East Victoria Street, Carson, CA 90747 • (213) 516-3300

Los Angeles Freeway Map



**FROM LOS ANGELES CIVIC CENTER 10 SOUTH:** Follow the Harbor Freeway (110) to the Artesia Freeway (605) east to Avalon Blvd. Take Avalon Blvd. south to Victoria Street, turn left. The entrance to campus is a right turn at Thuncliff Avenue.

**FROM SAN FERNANDO VALLEY 05 SOUTH:** Follow the San Diego Freeway (405) south toward Long Beach, exit the off-ramp (180th Street) west (left) at the off-ramp (180th Street). Follow 180th Street west for approximately two miles to the campus (180th Street becomes Victoria Street). The campus entrance is a right turn at Thuncliff Avenue, the first traffic signal past Avalon Blvd.

**FROM SANTA MONICA 10 EAST:** Follow the Santa Monica Freeway (10) east to the San Diego Freeway (405) south toward Long Beach. Exit at the Vermont Avenue off-ramp. Turn left (east) at the end of the off-ramp onto 180th Street. Follow 180th Street east for approximately two miles to the campus (180th Street becomes Victoria Street). The campus entrance is a right turn at Thuncliff Avenue, the first traffic signal past Avalon Blvd.

**FROM SAN BERNARDINO 605 WEST:** Follow the San Gabriel Freeway (605) south. Take the Artesia Freeway (91) west toward Redondo Beach. Exit on Central Avenue and turn right onto Victoria Street. The campus entrance is a left turn at Thuncliff Avenue, a traffic signal.

**FROM ANAHEIM 5 NORTH:** Follow the Santa Ana Freeway (9) north to the Artesia Freeway (91) west toward Redondo Beach. Exit on Central Avenue and turn right onto Victoria Street. The campus entrance is a left turn at Thuncliff Avenue, a traffic signal.

**FROM SAN DIEGO 05 NORTH:** Follow the San Diego Freeway (405) north toward Los Angeles to Avalon Blvd. (north) off-ramp. Take Avalon Blvd. north (180th) to Victoria Street. Turn right (east) onto Victoria Street. The entrance to campus is a right turn at the next traffic signal, Thuncliff Avenue.



**BEGINNER'S PROGRAM**

For all you beginners out there who are just starting to fly, here is the unofficial club procedure that we use to train you. Our goal is to safely teach you how to fly with minimum cost/repair time.

You can this guide line to determine where you stand. Take each hurdle and establish a date as to when you desire to be at that level.

Remember you can't rush things. To become a proficient pilot, it takes time, experience and much practice.

**STEP 1)** If you never built a plane before, **ASK FOR HELP.** We can help you choose a plane and radio if need be. We can hook you up with someone who has already built at least one of the planes that you have chosen and knows the tricks and pitfalls.

**STEP 2)** While you are building your plane, come on out to the field. We will be happy to explain what we are doing and why. Also, it is sometimes possible to get a little stick time on someone else plane.

Bring your plane to the Redwood School any Sunday or to any meeting if you have any questions on how to assemble it.

NOW is a good time to join the AMA if you haven't. It is **MANDATORY** that you are a AMA member to fly at any of our fields.

**STEP 3)** Bring your plane to the Redwood School any Sunday for a flight worthiness/safety check. We will examine your plane to determine what needs to be done before we will attempt to fly it. If the plane passes the check, the batteries are charged, and Mother Nature is willing, we will start your first lessons.

**STEP 4)** First things first. Since we are going to teach you how to fly on YOUR airplane, we will test your glider by hand tossing to make sure we didn't miss any major problems and to make any necessary in-flight trim adjustments. (Hand tossing should also be done after major crash repairs are made.)

**STEP 5)** Instructor flies the maiden flight. Sorry about that. We would rather see you go home with a flying plane rather than a bag of balsa parts. At this time we will be making any in-flight trims missed during the first hand toss. We will also be looking for any behavior problems with your plane. Upon landing, any additional adjustments will be made.

**STEP 6)** We are finally ready to get you some air time. During this phase, the instructor will launch the glider and put it in a stable attitude. He will then give the you the transmitter. He will remain at your side and talk you through learning turns, up/down, straight line travel, stalls and thermals.


If we see that you are trouble, the instructor will take the transmitter away from you. Normally, he will also take the transmitter away at an altitude of 50 to 75 feet and land the plane safely for you.

**STEP 7)** When you demonstrate the ability of controlling the plane (and your knees stop shaking). You will be allowed to fly closer to the ground, eventually landing your own glider (ANYWHERE on the field is good). The instructor will be at your side in case you get into any trouble.

Don't try to be an expert during this phase and land the plane at your feet. That takes allot of practice. **IT IS BETTER TO WALK TO WHERE YOU LANDED YOUR PLANE THAN TO GO HOME WITH A BAG OF PLANE PARTS.**

( CONTINUED )

# Newsletter



# Newsletter

Usually toward the end of this phase, we will have you start launching your own plane. First, we will hold and launch the glider while you steer, then sooner or later you will hold and launch you own.

**STEP 8)** Learning how to launch your sailplane on a winch. Initially, someone else will launch and control the winch while you control the plane.

**STEP 9)** Competing in Club contests and achieving your LSF I rating. These are good means for honing your skills.

**STEP 10)** Optional - competing in other club contests. This is good because it gives you exposure to flying at different conditions than you are used to.


**GOOD LUCK TO ALL!**  
Bob Swet

NORMALIZED  
Max score MAY 3000  
Highest T.O.S.S. score MAY 2507  
UNLIMITED CLASS NORMALIZED TO 1000

#	NAME	CLUB	TOTAL	JAN	FEB	MAR	APR	MAY	JUN
1	REGAN	TOSS	5566	1000	853	980	1000	738	995
2	WEISMAN	TOSS	4257	487	946	830	995	1000	0
3	SWET	TOSS	3768	0	726	741	696	657	947
4	GOLDSMITH	TOSS	3722	934	669	570	541	493	515
5	NORTHERN	TOSS	3578	0	876	1000	708	0	994
6	MORAN	TOSS	2993	0	1000	0	999	0	994
7	MORGAN	TOSS	1980	741	0	926	0	313	0
8	BEN M.	PSS	1959	0	959	0	0	0	1000
9	HARTMAN	TOSS	1855	923	0	932	0	0	0
10	MCNAMEE A.	TOSS	1835	0	0	0	841	0	994
11	RATNER	PSS	1406	0	461	0	0	0	945
12	OLDENBURG	TOSS	1158	0	546	0	0	612	0
13	BUTKOVICK	PSS	995	0	0	0	0	0	995
14	GRISWOLD	TOSS	928	0	0	0	0	0	928
15	JIMENEZ	TOSS	868	0	0	0	0	88.2	800
16	RODGERS	PSS	833	0	0	0	0	0	833
17	BURNS	PSS	721	0	721	0	0	0	0
18	BROOKS	PSS	649	0	649	0	0	0	0
19	KOPLAN	TOSS	573	573	0	0	0	0	0
20	LEAL M.	TOSS	393	0	185	0	208	0	0
21	HENDRICKSON	TOSS	0	0	0	0	0	0	0
22	WURTS	TOSS	0	0	0	0	0	0	0
23	MCNAMEE	TOSS	0	0	0	0	0	0	0
24	NIBLEY	TOSS	0	0	0	0	0	0	0
25	KRAINOCK	SVSF	0	0	0	0	0	0	0
26	WICHERT	TOSS	0	0	0	0	0	0	0
27	MORTON	TOSS	0	0	0	0	0	0	0
28	BUCKSPAN	MRCS	0	0	0	0	0	0	0
29	DEVLIN	MRCS	0	0	0	0	0	0	0
30	TUFNER	?	0	0	0	0	0	0	0
31	GRISANTI	TOSS	0	0	0	0	0	0	0

2 METER CLASS NORMALIZED TO 1000

NAME	CLUB	TOTAL	JAN	FEB	MAR	APR	MAY	JUN	
1	SWET	TOSS	4223	0	688	1000	585	1000	949
2	REGAN	TOSS	3882	0	0	934	1000	948	1000
3	BEN M.	PSS	1951	0	1000	0	0	0	951
4	JIMENEZ	TOSS	1862	0	520	0	368	73.9	901
5	RATNER	TOSS	1734	0	734	0	0	0	1000
6	LEAL	TOSS	1693	0	564	224	0	0	905
7	AKERS	TOSS	1357	0	0	0	0	419	939
8	MORAN	TOSS	717	0	0	0	717	0	0
9	GOLDSMITH	TOSS	331	0	0	331	0	0	0
10	VAN HAMERSVELT	TOSS	165	0	0	165	0	0	0



**NORTH COUNTY CLOUDS  
JULY SC2 CONTEST  
ANNOUNCEMENT**

**WHERE:**

North County Clouds Field in San Marcos, CA.  
Located at the intersection of Linda Vista Rd.  
and Via Verz Cruz. Map on reverse side.

**WHEN:**

July 28, 1991. Pilots meeting at 9 AM. Registration  
begins at 8 AM.

**EVENTS:**

- 3 rounds of Thermal Precision Duration.
- Choice of 1 of 2 target times for each round.

- Target time 1 =

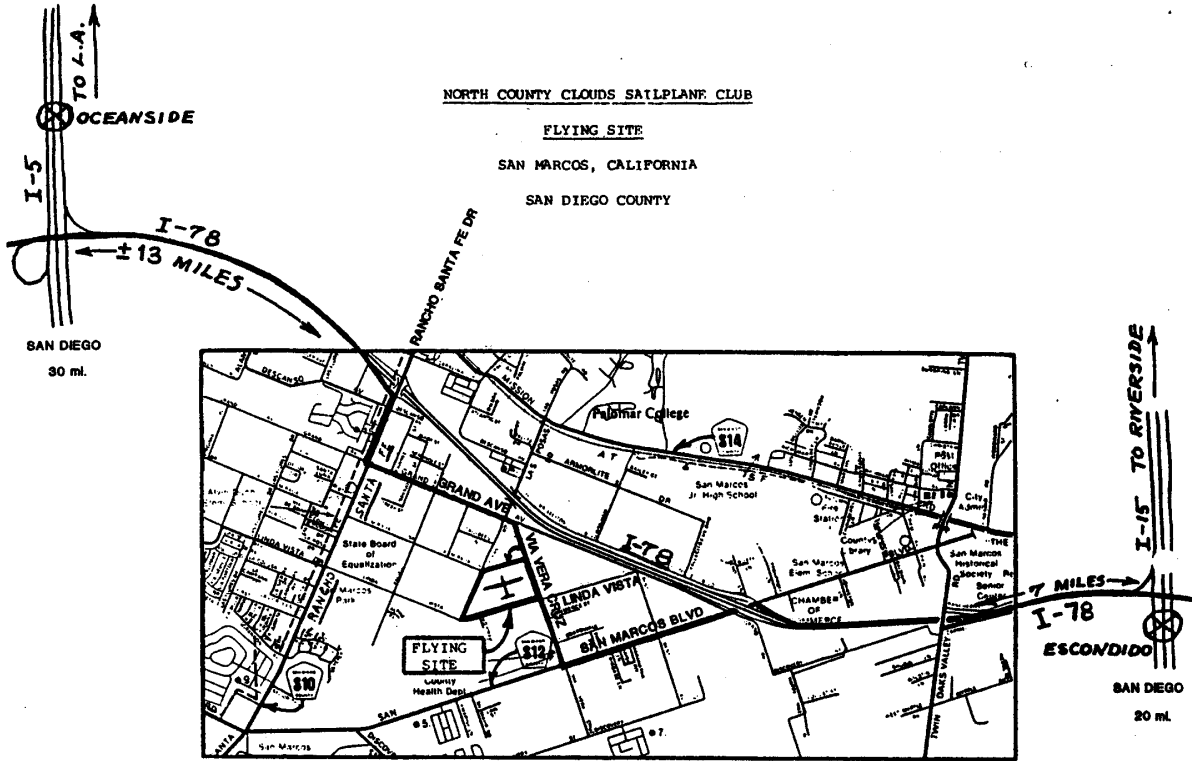
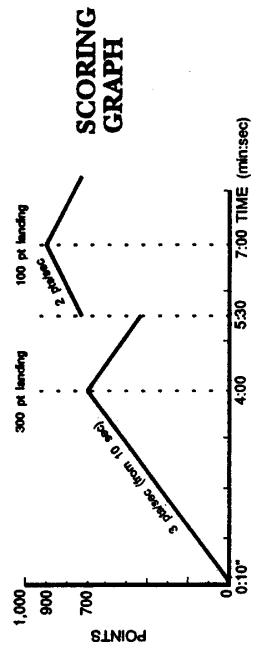
4 minute duration scored at 3 points per second  
penalty (from 4 minutes). 700 maximum flight points.  
300 landing points on 25' tape. Times over 5:30.00"  
scored as target time 2 (7 minutes).

- Target time 2 =

7 minute duration scored at 2 points per second  
penalty (from 7 minutes). 900 maximum flight  
points. 100 landing points on 25' tape. All flights  
over 5:30.00" scored as a 7 minute flight.

**DETAILS:**

Open launch order. Cut-off times announced for  
each round. Crowded frequencies subject to  
call-up. SCSC rules in force. NCC field rules must  
be observed. CD Ken Raymond (619) 748-3692.



**NATIONAL SOARING SOCIETY  
MEMBERSHIP APPLICATION**

Name \_\_\_\_\_ Phone (    ) \_\_\_\_\_

Street \_\_\_\_\_

City \_\_\_\_\_ State \_\_\_\_\_ ZIP \_\_\_\_\_

NSS# \_\_\_\_\_ AMA# \_\_\_\_\_ LSF# \_\_\_\_\_ LEVEL \_\_\_\_\_

LOCAL CLUB AFFILIATION Thousand Oaks Soaring Society. T.O.S.S.


Mail To Clifford C. Oliver  
NSS Secretary-Treasurer  
8151 Broadway  
San Antonio, TX 78209

MEMBERSHIP  NEW  RENEWAL DUES \_\_\_\_\_

REGULAR JUNIOR FAMILY DONATION \_\_\_\_\_  
\$12  \$5  \$17

TOTAL  
ENCLOSED \_\_\_\_\_

FAMILY MEMBERS \_\_\_\_\_



**THOUSAND OAKS SOARING SOCIETY  
P.O. BOX 1955  
THOUSAND OAKS, CA. 91360**